


Valentine Holder

Materials

- construction paper or bulletin board paper (Any size will do depending on how big you want the finished product.)
- scissors
- glue
- colored paper scraps




Take one rectangle sheet of paper.




Fold in half.



Fold in half again.



Fold corners up on the folded edge.



Fold one flap down.



Fold in half and cut around top flap as shown.



Unfold to view the pocket heart. Glue flap edges to the back of the heart.



Decorate valentine holder by cutting designs from construction paper scraps.